




RELIABLE CORPORATION PRODUCT COMPARISON CHART



LIGHTING

MODEL	BULB TYPE WATTAGE	# OF BULBS	LONGEVITY OF BULBS HOURS	LUMENS OF BULB 1 M	LUMENS OF BULB WITH COVER 1 M	HEAT GENERATED	POWER SAVINGS	LONGEVITY REDUCED I HEAT & VIBRATION
GL21 	Incandescent 40W/60W	1	> 1000	500 / 850	100 / 170	50° C - 122° F	Base	√
7000 	Halogen - 20W Dichroic bulb	1	> 2000	200	200	60° C - 140° F	50% - 60%	√
8000 	LED - 0.2W	28	> 60,000	112	112	10° C - 50° F	99%	NO