







# RELIABLE CORPORATION PRODUCT COMPARISON CHART



## PORTABLE PRESSING TABLES

MODEL	FRAME TYPE LEG COLOR	POWER & CONSUMPTION	MOTOR	HEATED SURFACE	PRESSING SURFACE	HEIGHT ADJUSTMENT	TRAY LAUNDRY RACK
<b>C60</b>	 Tube frame White	N/A	N/A	N/A	18.9" x 47.25"	30" - 38"	√
<b>C60LB</b>	 Tube frame White	N/A	N/A	N/A	18.9" x 47.25" 18.9 x 55"	30" - 38"	√
<b>C81</b>	 Tube frame White	120V - 7 amps 	Vacuum & Up-air	√	16" x 48.5"	30.5" - 38.5"	√
<b>C88</b>	 Tube frame White	120V - 10 amps 	Vacuum only	√	16" x 48.5"	30.5" - 38.5"	√